



A Guide to Cal State Apply: Multiple Subjects

Before you start your application:

- These instructions are specific to the credential program at San Francisco State University. If you are applying to more than one CSU campus, please check their instructions for admissions.
- Applicants may only apply to one program per school.
- Applicants will pay a mandatory \$55 application fee for each program they apply to – in addition, applicants will be required to pay an additional (non-refundable) \$25 processing fee via CashNet.
- All required application material will be included on the *GCOE – How to Apply* page: [<http://gcoe.sfsu.edu/current-students/how-apply>]

Select your desired program:

<input checked="" type="checkbox"/>	Multiple Subject Credential	Credential	Face to Face	Main Campus	Campus	Spring	11/01/2017
<input type="checkbox"/>	Multiple Subject Credential - Bilingual Authorization - Cantonese	Credential	Face to Face	Main Campus	Campus	Spring	11/01/2017
<input type="checkbox"/>	Multiple Subject Credential - Bilingual Authorization - Mandarin	Credential	Face to Face	Main Campus	Campus	Spring	11/01/2017
<input type="checkbox"/>	Multiple Subject Credential - Bilingual Authorization - Spanish	Credential	Face to Face	Main Campus	Campus	Spring	11/01/2017

International Students: Select “San Francisco Graduate” to apply for the MA in Elementary Education and Credential program. This option is available for classification purposes only.

San Francisco Graduate

<input checked="" type="checkbox"/>	Education - Elementary Education & Credential	MA	Face to Face	Main Campus	Campus	Spring	11/01/2017
<input type="checkbox"/>	Education - Secondary Education & Credential	MA	Face to Face	Main Campus	Campus	Spring	11/01/2017
<input type="checkbox"/>	Special Education - Special Education & Credential	MA	Face to Face	Main Campus	Campus	Spring	10/15/2017

Note: you will need to provide all required information to have your application fully submitted for review.

Quadrant I: Personal Information

Please complete the following sections thoroughly:

- **Release Statements**
- **Biographic Information**
- **Contact Information**
- **Citizenship/Residency Information**
- **Race and Ethnicity**
- **Other Information**
- **Financial and Parental Information**

Quadrant II: Academic History

- **Colleges Attended:** Click the “Add a College” button for each institution of higher education you’ve attended. Indicate which college you’ve attended and note if you earned or you plan to earn a degree from that college.
- **Transcript Entry:** Select “I Am Not Adding Any College Transcripts.” You will be required to upload your unofficial transcripts in Quadrant IV.
 - If selected for admissions, you are required to submit official transcripts from all colleges you have listed to the **Division of Graduate Studies** immediately. Hard copies of official, sealed transcripts should be sent to the address below. SF State also accepts electronic transcripts from regionally accredited U.S. colleges and universities sent through their-party delivery services such as eSCRIP-SAFE, Docufide, and Parchment.
 - All electronic transcripts must be sent directly to graddocs@sfsu.edu

Division of Graduate Studies
San Francisco State University
Attn: ADM 250
1600 Holloway Ave.
San Francisco, CA 94132

- **GPA Entry:** Applicants could self-report his/her GPA for program review purposes. However, the Division of Graduate Studies will review your academic record to determine if your application meets minimum university requirements for admissions.
- **Standardized Tests:** San Francisco State University requires applicants to provide official copies of any test scores required for their program of study. **Applicants should skip this section.** You will be required to upload official copies of your test results in Quadrant IV.
 - **Exception:** International students are required to upload TOEFL or IELTS scores in this section.

Quadrant III: Supporting Information

- **Experience Entry:** Select “I Am Not Adding Any Experience.” You will be required to upload proof of experience in Quadrant IV.

Quadrant IV: Program Materials

- **Home:** The home page provides a brief explanation of the functions of both Graduate Admissions and the Department of Secondary Education for the application process.
- **Documents:** The instructions below specify where to upload each requirement. (Please disregard the instructions given on the Home page, as they have changed to better streamline the application process.)
- **CV/Resume:** Upload your resume here.
- **Personal Statement:** Upload your Statement of Purpose here.
- **Unofficial Transcripts:** This section is designated for you to submit unofficial transcripts from all institutions that were listed in Quadrant II.

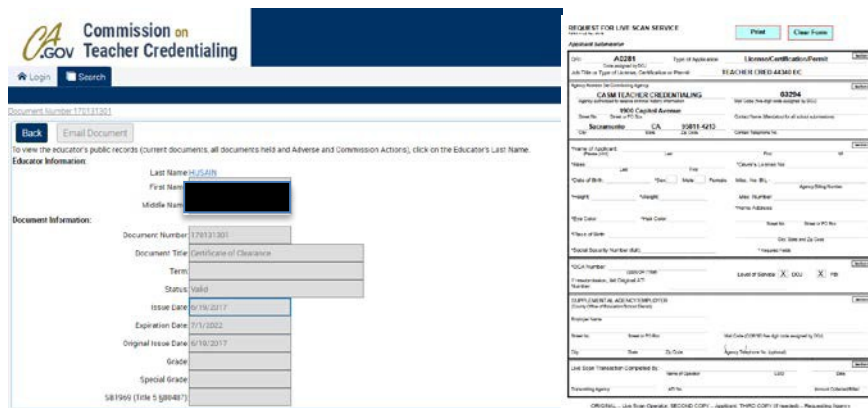
- **International Students:** You are required to upload an original copy of your Foreign Transcript Evaluation in the “Foreign Credential Evaluation Report” box below.

Refer to this link for a list of CTC-approved Evaluation Agencies:

<https://www.ctc.ca.gov/docs/default-source/leaflets/cl635.pdf?sfvrsn=6>


- **Additional Unofficial Transcripts (optional):** Use these sections to upload any additional transcripts.
- **English Language Proficiency Test (optional):** This section is designated for International Students to upload proof of English Language Proficiency. **If you are not an International Student, you may skip this section.**
- **Foreign Credential Evaluation Report (optional):** This section is designated for transcript evaluation for students who have earned their degree outside of the United States. **If you are not an international student, you may skip this section.**
- **Other – Processing Fee:** Pay the non-refundable \$25 processing fee via CashNet https://commerce.cashnet.com/CGSC_ADM and upload proof of payment in this section.
- **Other – Early Field Experience:** Fill out and upload the Early Field Experience Form. Refer to our website for a fillable version of this form:
- **Program Application Form:** Fill out and upload the one-page program application to specify which program you are planning to apply to.
- **Supplemental Materials – Negative TB Test:** Upload proof a Negative TB Test. The term of validity from the time you took a negative skin test is four years and five years for a clear chest x-ray.
- **Supplemental Materials – Finger Print Clearance:** This section is designated for those who have received their Certificate of Clearance. Please note: any **valid** document from the CTC (ie: 30-day Sub. Permit, Child Development Permit, PIP, STIP, etc.) can fulfill this requirement.

Acceptable Forms for this Requirement



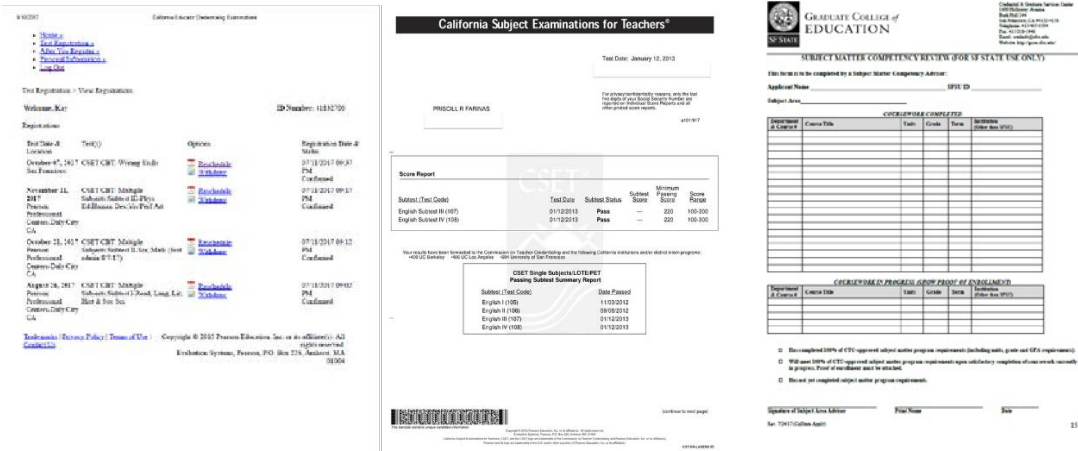
- Test Score Report:** This section is designated for you to upload proof of fulfilling the Basic Skills Requirement. Please submit a PDF version of your official test scores regardless of “pass” or “not yet passed.” If you do not have proof of exam scores, please provide proof of registration OR proof of completion of an exam that fulfills this requirement.

Acceptable Forms for this Requirement



- Test Score Report:** This section is Designated for you to upload proof of fulfilling Subject Matter Competency (by CSET Exams or proof of completion of an approved Subject Matter Waiver program). Please submit a PDF version of your test scores regardless of “pass” or “did not pass.” If you do not have proof of exam scores, please provide proof of registration OR proof of completion of these exams.
 - If you are currently finishing up courses to complete the Subject Matter Waiver Program, please submit documentation that you are in progress to complete it. Refer to this link for a fillable Subject Matter Waiver form: http://goe.sfsu.edu/sites/default/files/PDFs/Subject_Matter_Competency_For_m-Fillable.pdf
 - If you have completed a Commission on Teacher Credentialing-approved Subject Matter Competency Program from another institution, you must upload an official, original form or letter with a CTC-approved signature verifying that you have met all subject matter program requirements.

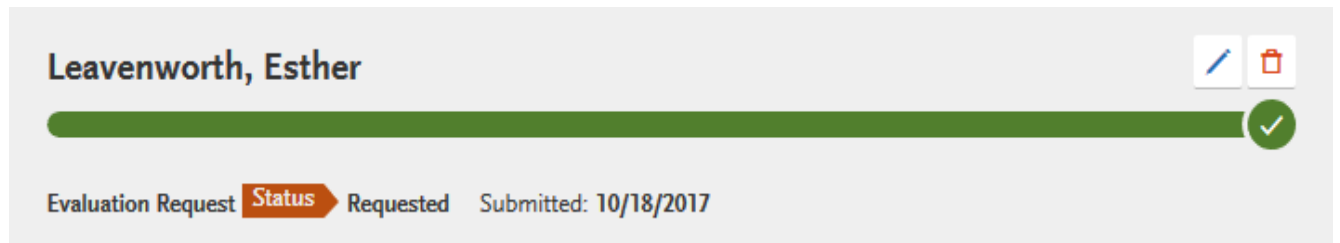
Acceptable Forms for this Requirement



- **Evaluations:** Click on the “Evaluations” tab to begin the Recommendations process. A minimum of two (2) letters of recommendation is required for application review. A third letter of recommendation is required for admissions.
 - **Before you request an evaluation:**
 1. Be sure to inform your recommender that you will be requesting an electronic recommendation via email. [Recommenders have the option to decline your request]
 2. Be sure to obtain a professional email from your recommender.

Provide at least two email address from recommenders in the provided “Evaluation” sections. Once you click submit, your recommender will immediately receive an email with a link to the portal where they will write/upload your letter of recommendation.

You will also be able to track the progress of your recommendations:



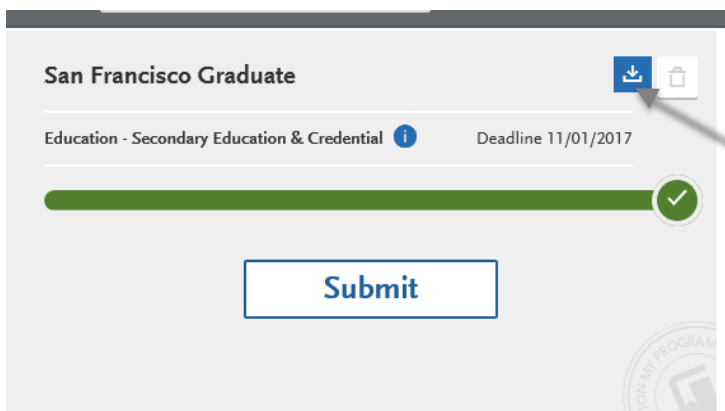
In the event that your recommender declines your request, you have the option to request additional evaluators.

You can submit your application without a complete evaluation. It is your responsibility to ensure that your recommenders submit their evaluations by the given deadline.

- **Questions:** Please answer all supplementary questions provided by the Department of Elementary Education.

Submit your Application

- Once you complete your online application, click on the “submit your application” tab. Before you click “submit” make sure you’ve made all the changes you need to your application. **Once you submit your application, you cannot go back and make changes.**
- Pay the \$55 application fee and submit your application.
- Click on the “download application: link to access a copy of your online application.



Download your Cal State Apply application and save a copy for your own record.